


## The Striking Sequence


Heat the glass until translucent, glass is almost droopy at this point




Cool until the glow is gone




Reheat at the tip of the flame until it glows orange



Observe the first strike as dark brown/dark purple tones bloom



Experiment with the length of the striking time



And/or repeating the striking sequence to achieve different results



**DOUBLE  
HELIX**  
GLASSWORKS

*Made  
for the  
Flame*

Double Helix Glassworks is a small-batch, glass manufacturer of innovative colors for soft glass flame-workers. Every batch we make is tested for compatibility, consistency and quality. There are three of us here in Charlottesville, VA; Tim, the glass technician, Jed the color creator and his wife, Julie, the rest.



## Striking Colors

Khaos, Luna, Skylla  
Skiron and Terranova  
+ kiln striking Pandora



## Dual Colors

They Reduce and Strike  
Clio, Ekho, Hyperion,  
Kalypso, Okeanos and Terra

Always use proper ventilation.

Made in USA  
[www.doublehelixglassworks.com](http://www.doublehelixglassworks.com)

© 2016 Double Helix Glassworks  
Hayley Tsang Sather – [www.envisionsf.com](http://www.envisionsf.com)  
Stephanie Bonniwell – [www.stephaniebonniwell.etsy.com](http://www.stephaniebonniwell.etsy.com)

## DOUBLE HELIX

# STRIKING COLORS

by Hayley Tsang Sather and Stephanie Bonniwell

Stephanie Bonniwell and Hayley Tsang Sather's friendship began with their love for silver glass. Their very different backgrounds – Steph's science and Hayley's fine arts – provide complementary platforms as glass testers for Double Helix Glassworks. Stephanie currently resides in Quinby, Virginia, and works professionally as a seawater facility manager. Hayley is a full-time graphic designer in San Francisco, California.



There are essentially two types of silver soft glass – striking and reducing. Reducing silver glass produces beautiful iridescence while striking silver glass yields most of the color spectrum. Striking colors may be new to soft glass lampworkers, so Double Helix asked Steph and Hayley to share their technique in this tutorial.

The Striking Sequence is a quick reference guide to help you recognize what you should be looking for in each striking step. The first step of heating the glass until translucent is the most critical. If you don't get the dark brown/dark purple at the first strike, it's a clear indication that you didn't heat your glass enough. Also, most striking glass can be overworked and loses the vibrancy of colors if struck too many times.